

SECTION 3

QUALIFICATION, APPOINTMENT AND PROFICIENCY INSIGNIA

QUALIFICATION INSIGNIA

1. Star / Proficiency level insignia are illustrated in Figure 3C-A to Figure 3C-C and detailed in Annex C. Only the most senior qualification shall be worn.
2. CTC qualification insignia are illustrated in Figure 3D-A to Figure 3D-E, and wear is detailed in Annex D.

APPOINTMENT INSIGNIA

3. Appointment insignia are illustrated in Figure 3E-A and Figure 3E-B, and wear is detailed in Annex E.
4. Appointment insignia:
 - a. awarded upon appointment to specific position;
 - b. shall be removed from the uniform at the end of the appointment period; and
 - c. available for the jacket only and if required for C1 and C2, on a brassard, with C3 and C5 orders of dress.

PROFICIENCY INSIGNIA

5. Proficiency qualification insignia are illustrated in Figure 3F-A to Figure 3F-P, and wear is detailed in Annex F. Only the most senior qualification shall be worn. Royal Canadian Army Cadet Nation Rifle Team pin order of precedence from top to bottom is the Bisley Series, Canadian Cadet Movement Marksmanship Series and the Canadian Cadet Movement Biathlon Series Pins.
6. The Duke of Edinburgh pin is awarded in bronze, silver or gold, depending upon the level of the award achieved. Only the highest level obtained is worn. They are illustrated in Figure 3G-A and Figure 3G-B and their wear is detailed in Annex G.
7. All rank insignia badge placement is displayed in Annex H, Figures 3H-A to Figure 3H-F.

ANNEX C

STAR / PROFICIENCY LEVEL INSIGNIA

ARMY CADETS

STAR LEVELS



Figure 3C-A – Army Cadet Star Levels

Note: All star level insignia is centred on the right sleeve of jacket, the bottom of the badge 6 cm above the bottom of the cuff.

NATIONAL STAR OF EXCELLENCE



Figure 3C-B – Army Cadet National Star of Excellence

Note: Worn on the left sleeve, with the top of the badge 1 cm below the RCAC badge.

AIR CADETS

PROFICIENCY LEVELS

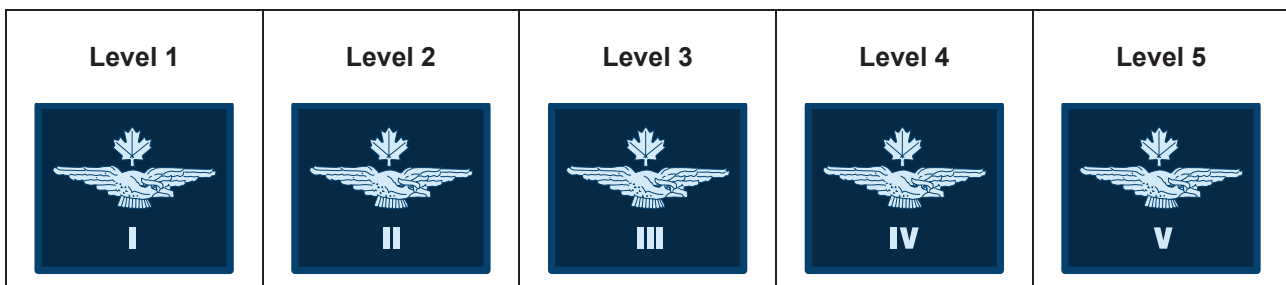


Figure 3C-C – Air Cadet Proficiency Levels

Note: Centred on the left sleeve of the jacket, the bottom of the badge immediately above the top of the cuff. If a cadet Achievement and certification badge is worn, the Proficiency Level Badge is worn 1 cm above the cadet Achievements and certifications badge(s).

ANNEX D

CTC QUALIFICATION INSIGNIA

SEA CADETS
















General Training 			
Basic Seamanship 	Ship's Boat Operator 	Boatswain's Mate 	Shipwright 
Basic Sail 	Intermediate Sail 	Senior Sail 	Advanced Sail 
Pipe Band – Basic Musician 	Pipe Band – Intermediate Musician 	Pipe Band – Advanced Musician 	
Military Band – Basic Musician 	Military Band – Intermediate Musician 	Military Band – Advanced Musician 	

Figure 3D-A – Sea Cadet CTC Qualification Insignia (1 of 2)






<p>Basic Drill and Ceremonial</p> 	<p>Drill and Ceremonial Instructor</p> 
<p>Basic Sports and Fitness</p> 	<p>Fitness and Sports Instructor</p> 
<p>Air Rifle Marksmanship Instructor</p> 	

Figure 3D-A – Sea Cadet CTC Qualification Insignia (2 of 2)

Note: Worn on the upper right sleeve of the cadet jacket, centred midway between the lower edge of the corps title insignia and the point of the elbow.

ANNEX D
CTC QUALIFICATION INSIGNIA
ARMY CADETS











General Training 		
Basic Drill & Ceremonial 	Drill & Ceremonial Instructor 	
Basic Fitness and Sports 	Fitness and Sports Instructor 	
Basic Expedition 	Expedition Instructor 	
Military Band – Basic Musician 	Military Band – Intermediate Musician 	Military Band – Advanced Musician 

Figure 3D-B – Army Cadet CTC Qualification Insignia (1 of 2)









<p>Pipe Band – Basic Musician</p> 	<p>Pipe Band – Intermediate Musician</p> 	<p>Pipe Band – Advanced Musician</p> 	
<p>Basic Marksman</p> 	<p>Air Rifle Marksmanship Instructor</p> 	<p>Fullbore Marksmanship Phase 1</p> 	<p>Fullbore Marksmanship Phase 2</p> 
<p>Leadership and Challenge</p> 			

Figure 3D-B – Army Cadet CTC Qualification Insignia (2 of 2)

Note: Worn on the right sleeve of the cadet jacket in their order of precedence, 1 cm above the Star Level badge. Advanced qualification supersedes basic qualification.



Figure 3D-C – Army Cadet CTC Qualification Insignia

Note: Cadets shall wear the red maple leaf Parachutist sewn insignia / pin on the cadet jacket / shirt centred directly above the left breast pocket.

ANNEX D
CTC QUALIFICATION INSIGNIA
AIR CADETS











General Training 		
Basic Drill and Ceremonial 	Drill and Ceremonial Instructor 	
Basic Survival 	Survival Instructor 	
Basic Fitness and Sports 	Fitness and Sports Instructor 	
Military Band – Basic Musician 	Military Band – Intermediate Musician 	Military Band – Advanced Musician 

Figure 3D-D – Air Cadet CTC Qualification Insignia (1 of 2)











<p>Pipe Band – Basic Musician</p> 	<p>Pipe Band – Intermediate Musician</p> 	<p>Pipe Band – Advanced Musician</p> 
<p>Air Rifle Marksmanship Instructor</p> 		
<p>Basic Aviation</p> 	<p>Advanced Aviation</p> 	
<p>Basic Aviation Technology and Aerospace Course</p> 	<p>Advanced Aerospace</p> 	
<p>Advanced Aviation Technology Course – Aircraft Maintenance</p> 	<p>Advanced Aviation Technology Course – Airport Operations</p> 	

Figure 3D-D – Air Cadet CTC Qualification Insignia (2 of 2)

Note: These badges shall be worn with the participation badges on the right sleeve in the order that they are awarded. The first badge awarded is centred immediately above the cuff of the uniform jacket. The second badge awarded is placed immediately to the left of the first badge, to the front of the sleeve. The third badge awarded is placed immediately to the right of the first badge, to the rear of the sleeve. The fourth, fifth and sixth badges are placed immediately above badges one, two and three forming a second row of badges and they are placed in the same order as the first row. Is a seventh badge is awarded, it shall be placed immediately over the forth badge. Only a maximum of seven badges shall be worn.

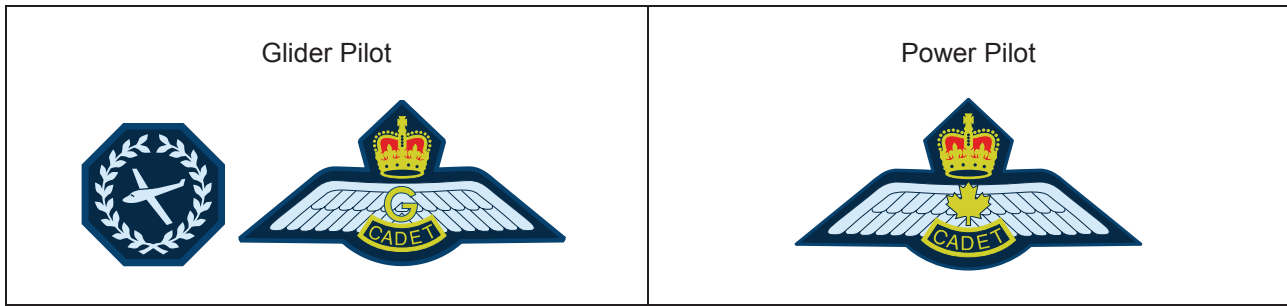


Figure 3D-E – Air Cadet CTC Qualification Insignia

Note: The Glider Pilot CTC badge is never worn with the Glider Pilot Wings.

Issued Glider Pilot / Power Pilot sewn (nylon thread) insignia shall be worn centred directly above the left breast pocket and horizontal on the cadet jacket and flight suit.

Glider Pilot / Power Pilot pin may be purchased and worn on the jacket and collared shirt when the jacket is removed, centred directly over the left breast pocket and horizontal.

Silver and Gold wire thread embroidered Glider Pilot / Power Pilot badges may be purchased by the cadet and are authorized for wear only on the uniform jacket in lieu of issued wings.

If a cadet successfully completes both Scholarships, only the Power Pilot Wings shall be worn. The Glider Pilot Scholarship CTC Qualification Badge shall then be worn with the other CTC Qualification Badges.

ANNEX E

APPOINTMENT INSIGNIA

APPOINTMENT INSIGNIA – BAND


	SEA	ARMY	AIR
DRUM MAJOR			
PIPE MAJOR			

Figure 3E-A – Appointment Insignia

APPOINTMENT INSIGNIA – SEA CADETS




STORES	REGULATING	TRAINING	SHIP'S WRITER
			

Figure 3E-B – Appointment Insignia

ANNEX F
PROFICIENCY INSIGNIA
SEA CADETS
FITNESS



Figure 3F-A – Sea Cadet Proficiency Insignia

Note: Worn on the lower right sleeve, directly above the upper seam of the cuff.

MUSIC



Figure 3F-B – Sea Cadet Proficiency Insignia

Note: Worn on the lower right sleeve, directly above the upper seam of the cuff.

MARKSMANSHIP




Figure 3F-C – Sea Cadet Proficiency Insignia

Note: Worn on the lower right sleeve, directly above the upper seam of the cuff.

SAIL




Figure 3F-D – Sea Cadet Proficiency Insignia

Note: Worn on the lower right sleeve, directly above the upper seam of the cuff.

SPECIALTY



Figure 3F-E – Sea Cadet Proficiency Insignia

Note: Worn on the lower right sleeve, directly above the upper seam of the cuff.

COMMUNICATOR




Figure 3F-F – Sea Cadet Proficiency Insignia

Note: Worn on the lower right sleeve directly above the upper seam of the cuff.

ANNEX F
PROFICIENCY INSIGNIA
ARMY CADETS
FITNESS




Figure 3F-G – Army Cadet Proficiency Insignia

Note: Fitness qualification badges are placed 20 cm from the bottom edge of the left sleeve.

MUSIC



Figure 3F-H – Army Cadet Proficiency Insignia

Note: The music level badge is worn on the left sleeve only, 1 cm above the first aid badge, physical fitness badge or marksmanship badge.

MARKSMANSHIP




Figure 3F-I – Army Cadet Proficiency Insignia

Note: Marksmanship qualification badges are placed 6 cm from the bottom edge of the left sleeve. For the first three levels, the numeral badge is placed at 6 cm and the crossed rifles are positioned 0.5 cm above the numeral badge.

FIRST AID




Figure 3F-J – Army Cadet Proficiency Insignia

Note: First Aid qualification badges are placed 20 cm from the bottom edge of the left sleeve. Only the most senior qualification shall be worn.

NATIONAL RIFLE TEAM



Figure 3F-K – Army Cadet Proficiency Insignia

Note: The RCAC NRT pin is worn centred on the left breast pocket, equidistant between the lower seam and the lower edge of the jacket pocket flap.

LGEN C.H. BELZILE TROPHY



Figure 3F-L – Army Cadet Proficiency Insignia

Note: Supersedes the RCAC NRT pin.

ANNEX F
PROFICIENCY INSIGNIA

AIR CADETS

FITNESS

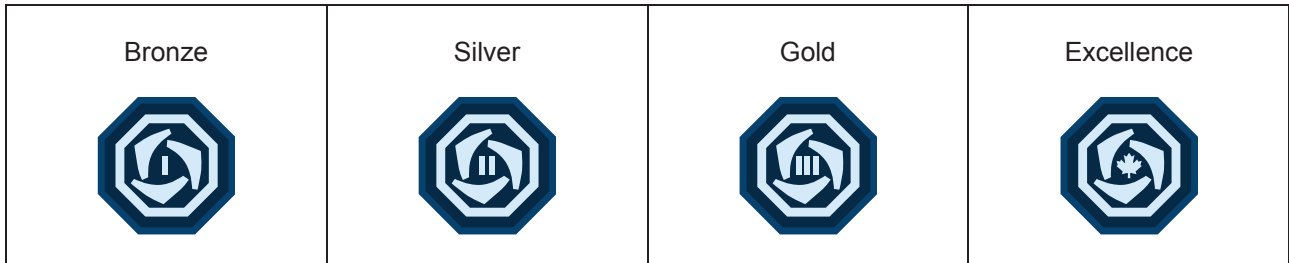


Figure 3F-M – Air Cadet Proficiency Insignia

MUSIC



Figure 3F-N – Air Cadet Proficiency Insignia

MARKSMANSHIP




Figure 3F-O – Air Cadet Proficiency Insignia

SPECIALTY

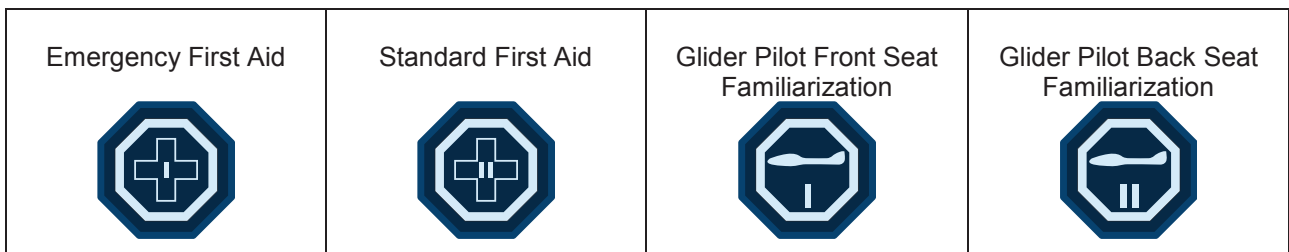


Figure 3F-P – Air Cadet Proficiency Insignia

ANNEX G

THE DUKE OF EDINBURGH AWARD




Insignia	Illustration	Placement on Uniform
Bronze		The Bronze, Silver or Gold pin awarded under the Duke of Edinburgh Award Program shall be worn centred on the right breast pocket, equidistant between the lower seam and the lower edge of the jacket pocket flap.
Silver		
Gold		

Figure 3G-A – The Duke of Edinburgh Pin

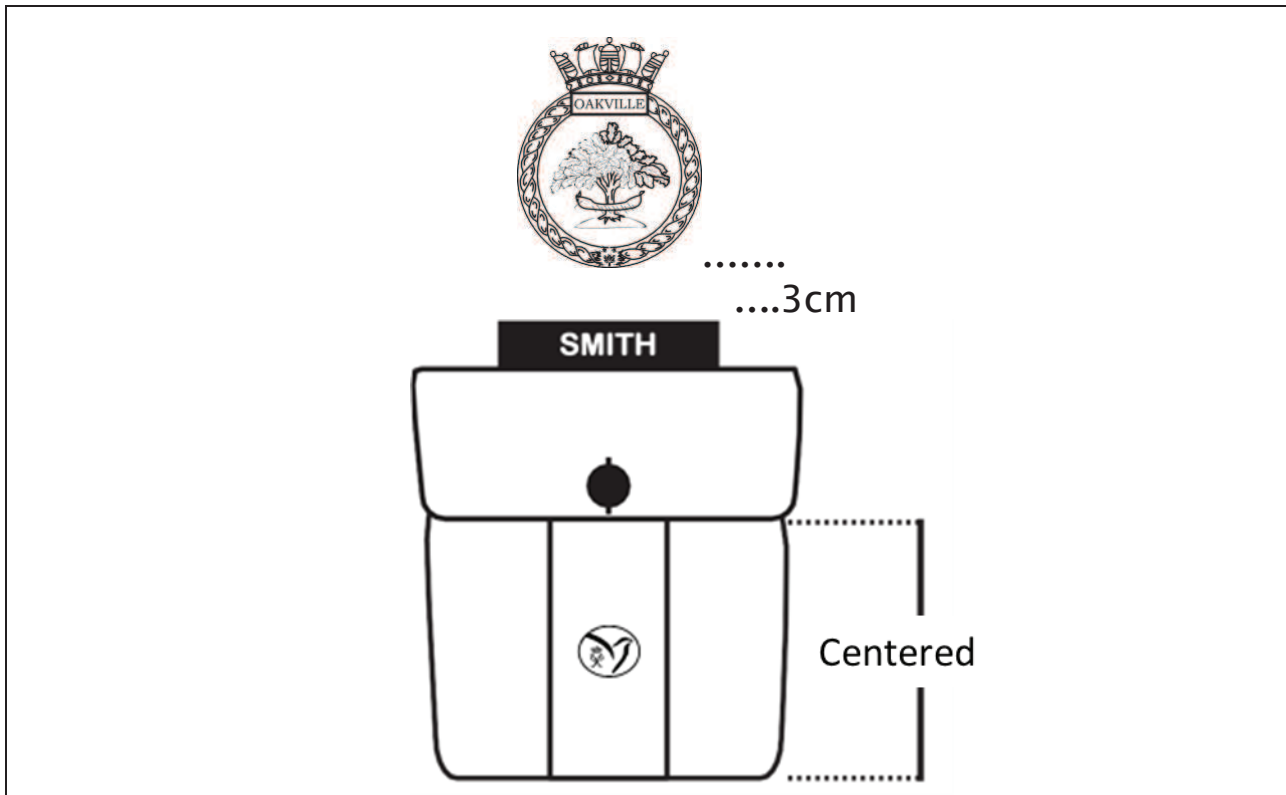


Figure 3G-B – The Duke of Edinburgh Pin

Note: Previous designs of the Duke of Edinburgh Award pins are authorized for wear as awarded.