

CHAPTER 5

MEDALS AND OTHER HONOURS

GENERAL

1. The wearing of medals, ribbons and awards is a uniform matter governed by these Cadet Dress Instructions and CATO 13-16, National Cadet Honours and Awards.
2. Medals / ribbons / awards are not worn on outerwear.
3. A cadet may be awarded a Canadian Order, Decoration or Medal (e.g., the Queen's Jubilee Medal) as part of the Canadian Honours System (CHS). Refer to A-DH-300-000/JD-001 Canadian Honours and Awards and contact the chain of command for information regarding the wearing of these medals. Medals awarded through the National Cadet Honours and Awards are not part of the CHS. This chapter only refers to medals awarded through the National Cadet Honours and Awards.

METHOD OF MOUNTING AND WEARING ORDERS, DECORATIONS AND MEDALS

4. **Order of Precedence.** The order of precedence for medals is IAW CATO 13-16, National Cadet Honours and Awards.
5. **Wearing of Medals.** The wearing of medals is as follows:
 - a. medals shall only be worn on the jacket with C1 order of dress;
 - b. medals shall be suspended above the right breast pocket of the jacket, immediately above and centred;
 - c. when two or more medals are awarded, they shall be worn in order of precedence, without interval, with the highest priority medal closest to the centre of the chest. Medals shall hang in one row so that they are fully visible. Should this not be possible because of the number being worn, medals shall be overlapped horizontally, the one with the highest priority showing in full. Normally, five or more medals require overlapping. The maximum width of the mounting is governed by the physique of the individual. The bar shall not project beyond the arm seam of the jacket once the mounting is centred with the jacket pocket. The illustrated reference for placement of medals can be found in Figure 5A-A at Annex A; and
 - d. medals and accoutrements (C1) can be worn on formal civilian attire suitable for ceremonial occasions (e.g. business suit with jacket and tie).
6. **Wearing of Ribbons.** The wearing of ribbons is as follows:
 - a. ribbons may be worn with C3 and C3B orders of dress, except for C3B for Sea Cadets;
 - b. ribbons shall be centred immediately above the right breast pocket of the jacket or shirt. The illustrated reference for placement of ribbons can be found in Figure 5B-A at Annex B; and
 - c. when two or more ribbons are worn, they shall be worn in rows, without interval between the ribbons and the rows. A maximum of three ribbons shall be worn per row. If a fourth medal is awarded, a second row of ribbons is required. Each new row shall be centred on the lower row. Ribbons shall be worn in order of precedence from left to right of the wearer, with the highest priority ribbon closest to the centre of the chest on the top row if more than one row is required. Where a single ribbon constitutes a row it shall be centred above a

lower row. Standard arrangements of ribbons by rows are illustrated in Figure 5C-A at Annex C.

7. **Court Mountings.** Medals and ribbons may be court mounted at no cost to the public. The ribbons and medals shall be mounted on a panel, its size determined by the number of medals worn. The lower edge of the panel shall be in line with the centre of the medals. Commencing from the lower edge, each ribbon shall run up the front of the panel to the top and back down to the medal.
8. **Cadet Commendation Pin.** Reference for placement is illustrated in Figure 5D-A at Annex D.
9. **Navy League of Canada Award of Commendation.** Reference for placement is illustrated in Figure 5E-A at Annex D.

ANNEX A
ORDERS, DECORATIONS AND MEDALS

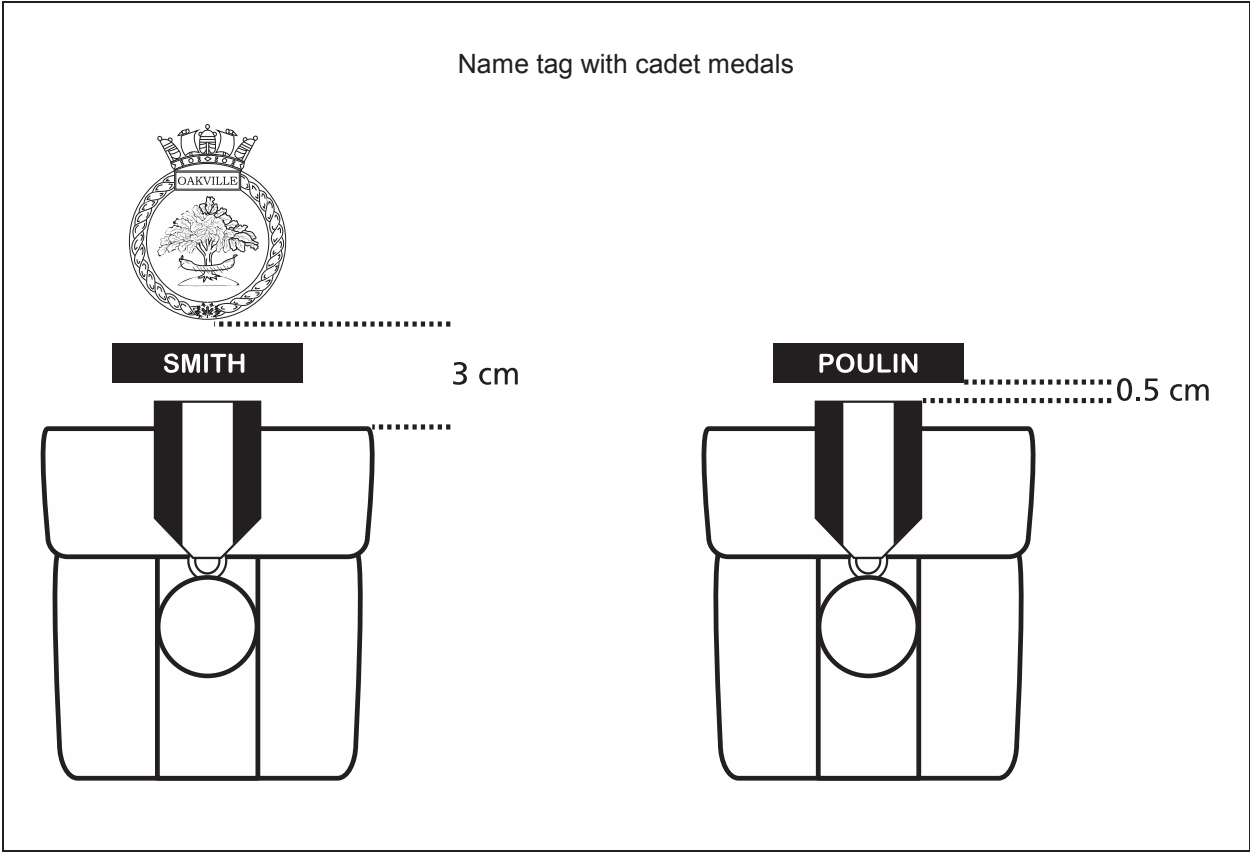


Figure 5A-A – Method of Wear for Cadet Medals

ANNEX B
UNDRESS RIBBONS

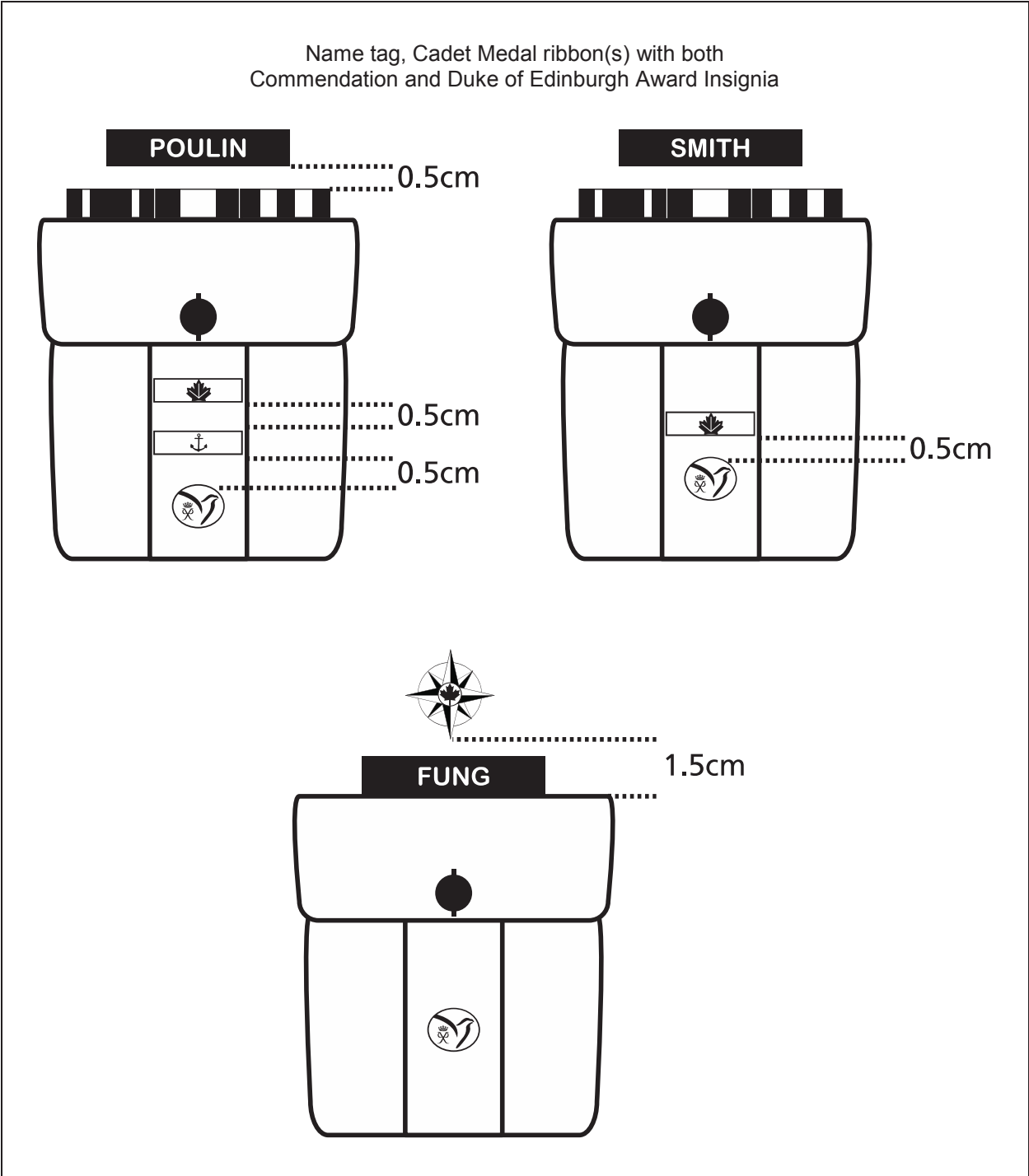


Figure 5B-A – Method of Wear of Undress Ribbons

ANNEX C
UNDRESS RIBBONS

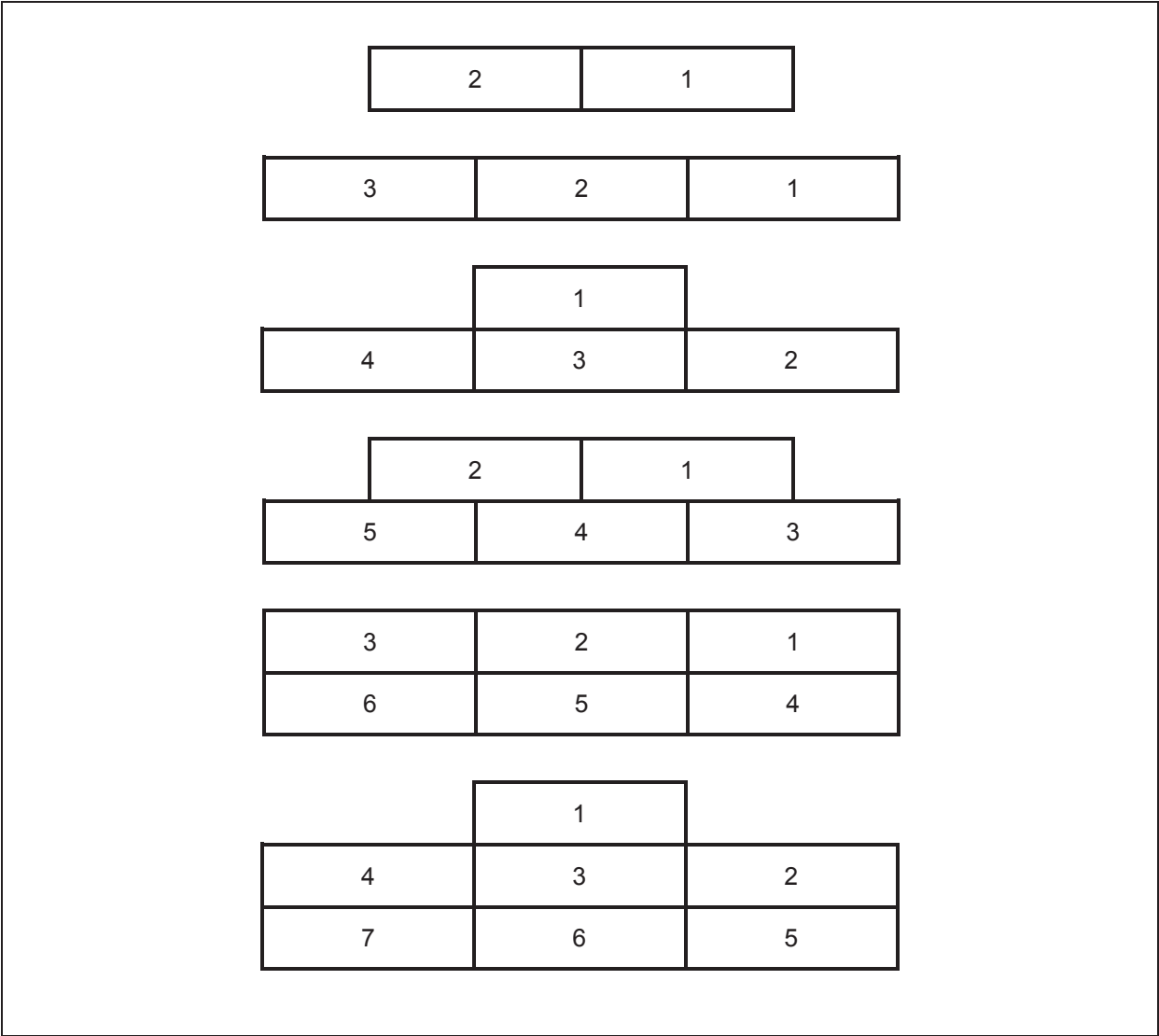


Figure 5C-A – Precedence of Undress Ribbon Rows

ANNEX D

CADET COMMENDATION PIN



Insignia	Illustration	Placement on Uniform
Command Commendation (VCDS Commendation)	 A rectangular metal pin with a textured, dark surface. It features a central emblem with a crown-like top and symmetrical, leaf-like or flame-like patterns extending downwards from the center.	<p>The VCDS Commendation Pin shall be worn centered on the left breast pocket, equidistant between the lower seam and the lower edge of the pocket flap.</p> <p>This pin is worn on the jacket or the shirt.</p>
Commander's Cadet Commendation Pin	 A rectangular metal pin with a textured, dark surface. It features a central emblem with a crown-like top and symmetrical, leaf-like or flame-like patterns extending downwards from the center, similar to the VCDS pin but with a slightly different design.	<p>The Commander's Cadet Commendation Pin shall be worn centered on the right breast pocket, equidistant between the lower seam and the lower edge of the pocket flap.</p> <p>This pin is worn on the jacket or the shirt.</p>

Figure 5D-A – National and Organizational Insignia

ANNEX E

NAVY LEAGUE OF CANADA AWARD OF COMMENDATION


Insignia	Illustration	Placement on Uniform
<p>Navy League of Canada Award of Commendation</p>		<p>Pin is worn centred on the right breast pocket, equidistant between the lower seam and the lower edge of the jacket flap.</p> <p>Note :</p> <p>When the NLC commendation pin is worn with a Cadet Certificate of Commendation Pin and a Duke of Edinburgh Award pin, the three pins shall be worn on the right breast pocket equidistant between the lower seam and the lower edge of the jacket pocket flap, with 0.5 cm between the pins. The order of precedence, from top to bottom, is: Cadet Certificate of Commendation, NLC Award of Commendation and Duke of Edinburgh's Award.</p>

Figure 5E-A – National and Organizational Insignia